


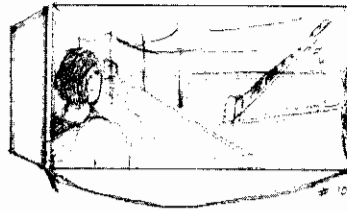










Shot List "The Storyboard Moment"

- #1 A frontal long shot of a man "A". The man "A" is walking toward the camera.
- #2 A frontal Med. low angle shot of a man "B". A man who wears a nice suit is standing in front of a car.
- #3 A POV of the man "B". A frontal Med. eye level shot of the man "A".
- #4 A O.T.S. of the man "A". A frontal long shot of the man "B".
- #5 Shot on a c/u of the man "B". As he turns his head camera PAN right a little. End shot a c/u of the man "B".
- #6 A frontal Med. shot of the signal light. light changes from green to red.
- #7 A frontal long low angle shot of a train. The train runs toward the camera.
- #8 A O.T.S of the man "B". As the train runs across the frame, we cannot see the man "A".
- #9 A frontal wide low angle shot of the train. Camera PAN left to show a man in the train who wears the hat. He drops a bottle out of the window.
- #10 Open shot on a wide rear 3/4 eye level angle of the man "A". the man "A" watch the back of the train. On the right side, we can see the man "B". Camera is TRAVELING to the back side of the man "A". End shot on a O.T.S. of the man "A". A frontal full figure of the man "B".
- #11 A frontal high angle of two shot of two men. the man "A" walks toward the camera.
- #12 A frontal Med. angle of the man "B". As the man "A" walks into the frame from right side camera changes focus to the man "A". End shot on a profile extreme c/u of the man "A".
- #13 A frontal Med. shot of the man "A". On the left side of frame, we also can see the long shot of the man "B". The man "A" put his left hand into his jacket.
- #14 A frontal c/u of the man "A"'s hand which holds the bottle.



Student example
The Storyboard Moment
sketches of 14 shots
(see page 80)