




Darien Public Schools Status Update

March 10, 2021



Darien Board of Education

Updates

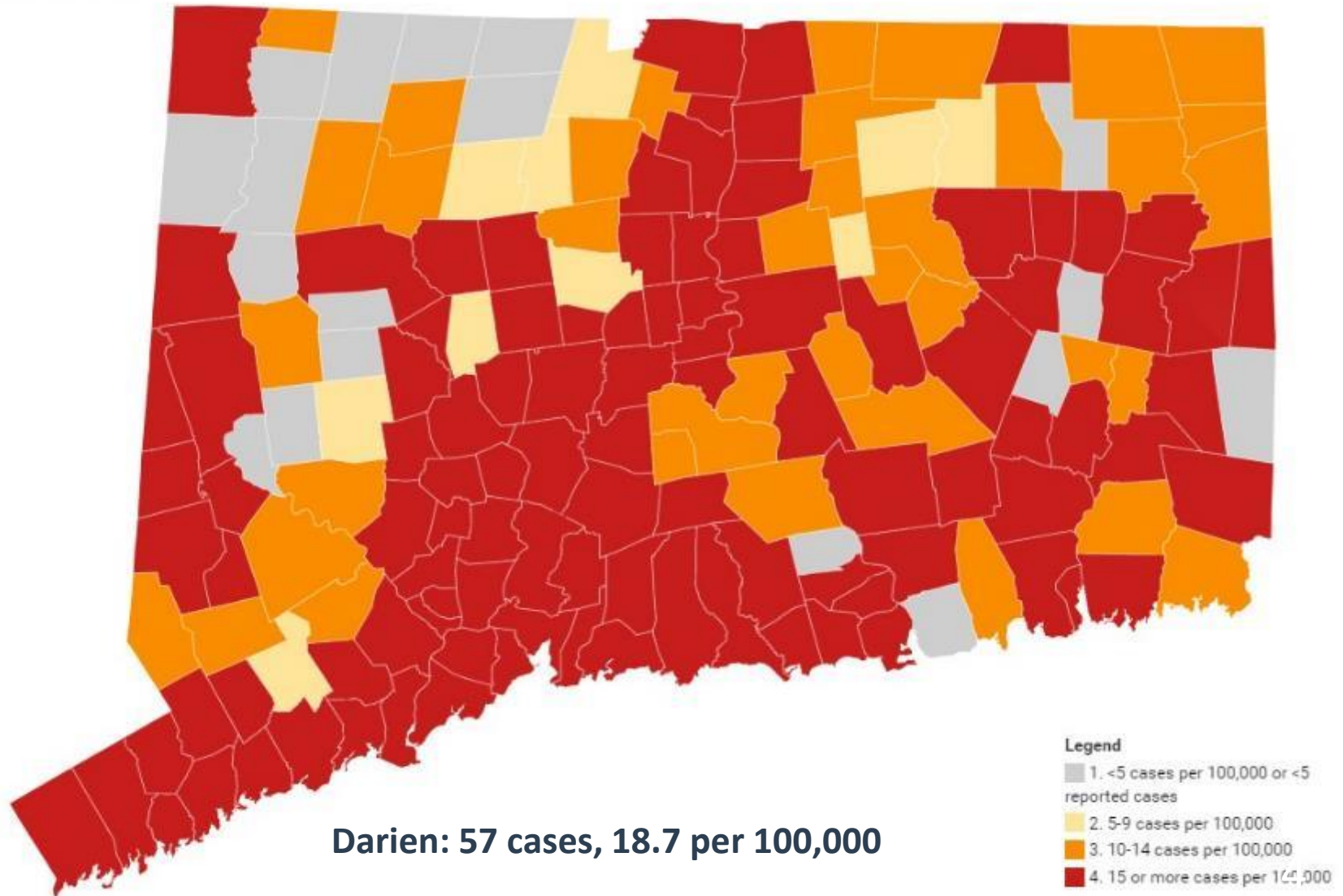
- 
- A photograph of a classroom. A teacher, a woman in a floral dress, stands near a large interactive screen on the left. Several young students are seated at their desks, all wearing face masks. The classroom is filled with typical school supplies, bookshelves, and a green chalkboard in the background.
- In Person Learning
 - Spectator Policy
 - COVID Metrics
 - Staff Vaccination Clinics
 - Governor's COVID Restrictions

COVID-19 Cases

LOCATION	CURRENT CASES	CURRENT QUARANTINE	CUMULATIVE CASES	CUMULATIVE QUARANTINE
DHS/FITCH	3	34	102	504
MMS	1	23	49	378
HINDLEY	1	25	22	188
HOLMES	2	28	27	239
OX RIDGE	0	1	13	82
ROYLE	0	3	26	225
TOKENEKE	4	28	22	242
CENTRAL SERVICES	0	0	1	9
Total	11	142	262	1867

**current as of March 4, 7:00 pm*

Average Daily Rate of COVID-19 Cases Among Persons Living in Community Settings per 100,000 Population By Town (Data Updated: March 4, 2021)

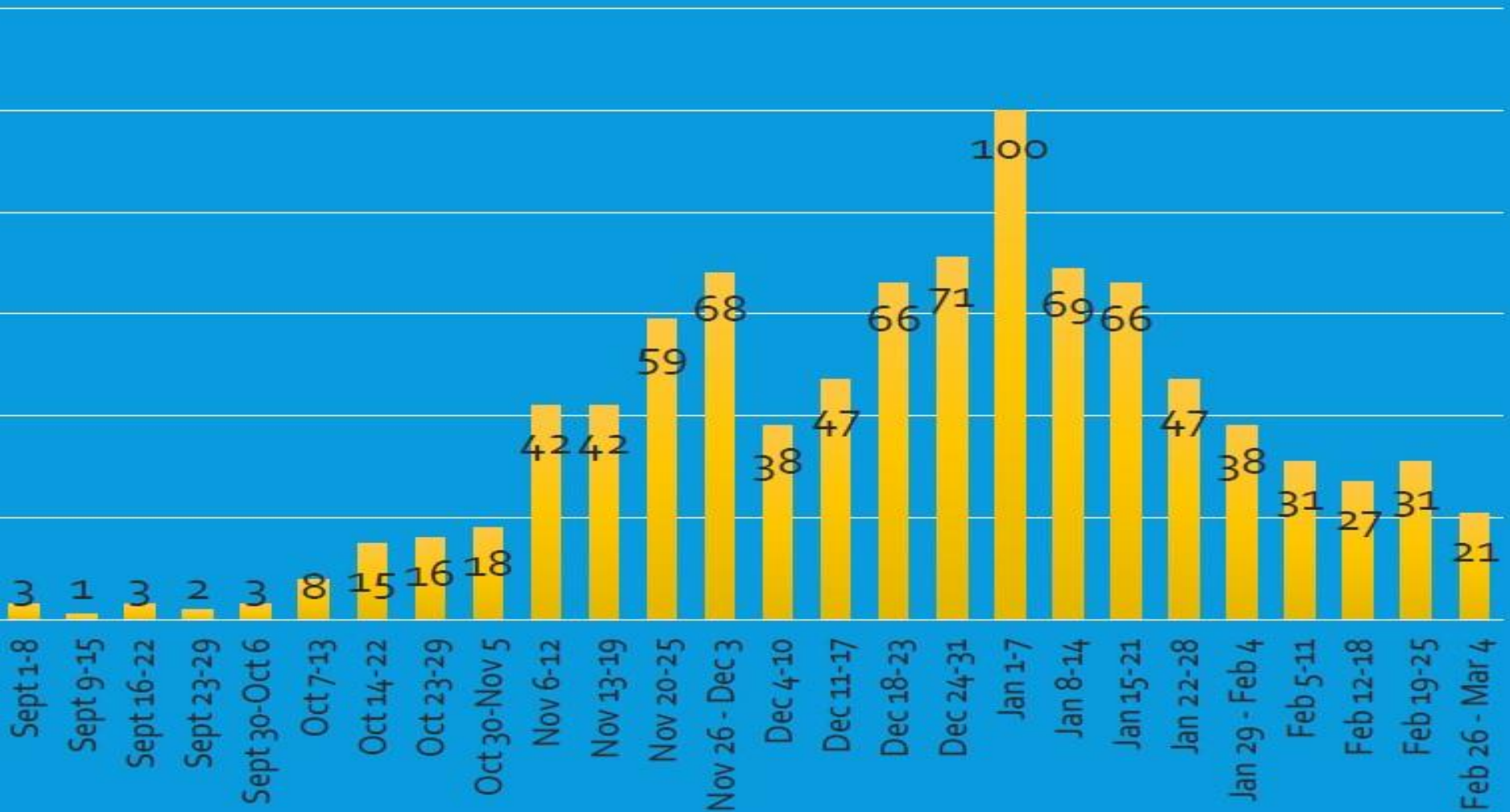


County Metrics Week ending Feb 27

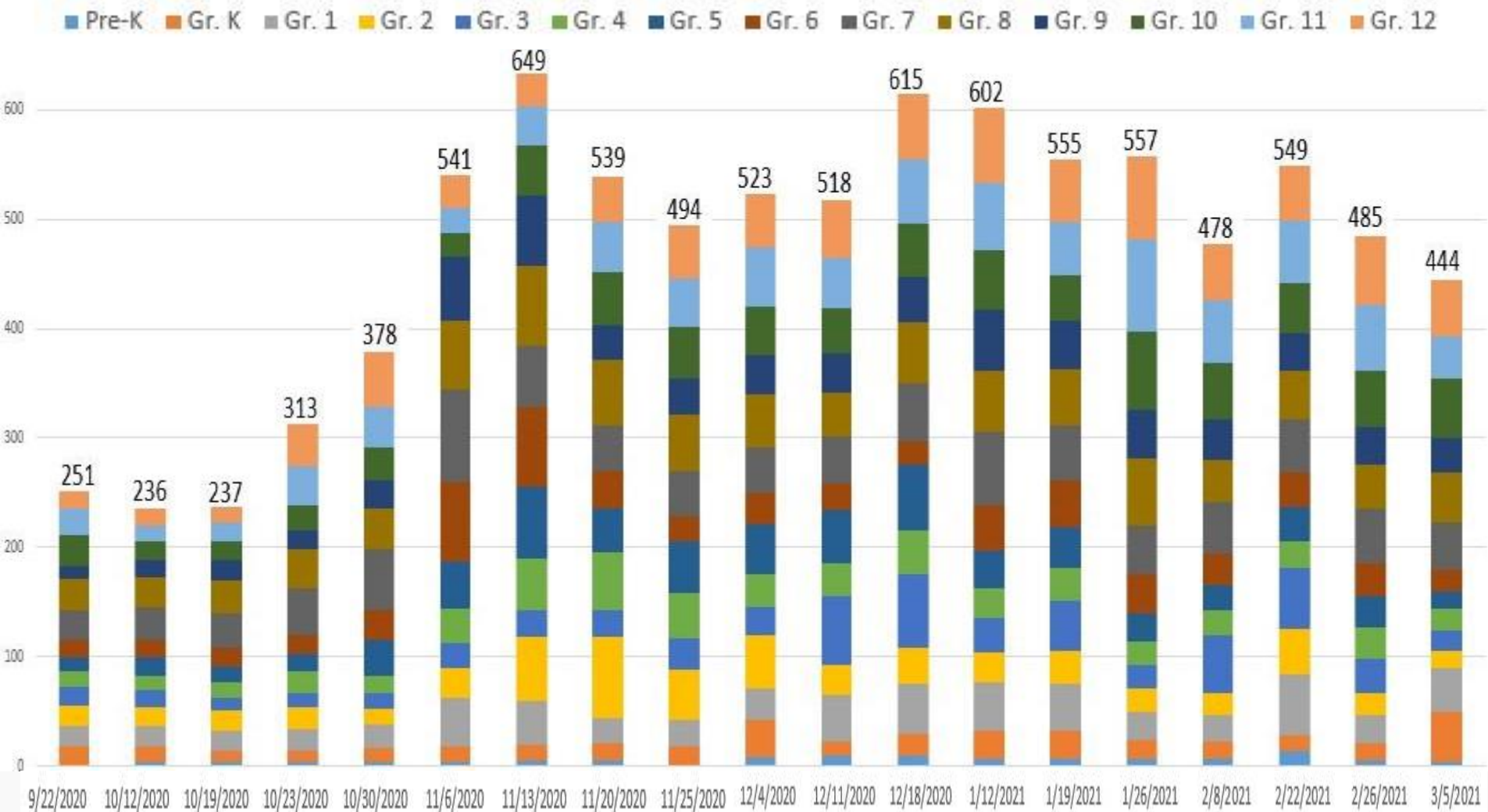
	Leading Indicator	Secondary Indicators		
County	New COVID-19 Cases (14-day avg. per 100K pop)	Percent Test Positivity	New COVID-19 Hospital Admissions (14-day avg. per 100K pop)	Percent COVID-like illness hospital ED visits
Connecticut	21.1	3.1%	2.5	3.1%
Fairfield	23.8	3.7%	2.7	3.9%

Town of Darien: COVID-19 Cases Since School Started 2020-21*

(Data contained may differ slightly from that reported by the State
due to use of different date ranges.)



Number of Remote Learners



Questions & Comments

